

SCIVAC International Course



ABDOMINAL ULTRASOUND Practical Course

€ **SCIVAC Members
and Foreign Delegates**
€ 1.295,08 + VAT
€ 1.580,00 (VAT included)

Non-Members
€ 1.540,98 + VAT
€ 1.880,00 (VAT included)



December 16-18, 2019
Deadline for registration:
November 4, 2019



Cremona, Trecchi
Palace - Italy



24 delegates

Speakers

Seamus Hoey
DVM, MVB, MRCVS,
DEVCDI, DACVR

Giliola Spattini
DVM, PhD, DECVDI,
GPCert(Cardio)

Federica Rossi
DVM, DECVDI Add On RO,
SVR

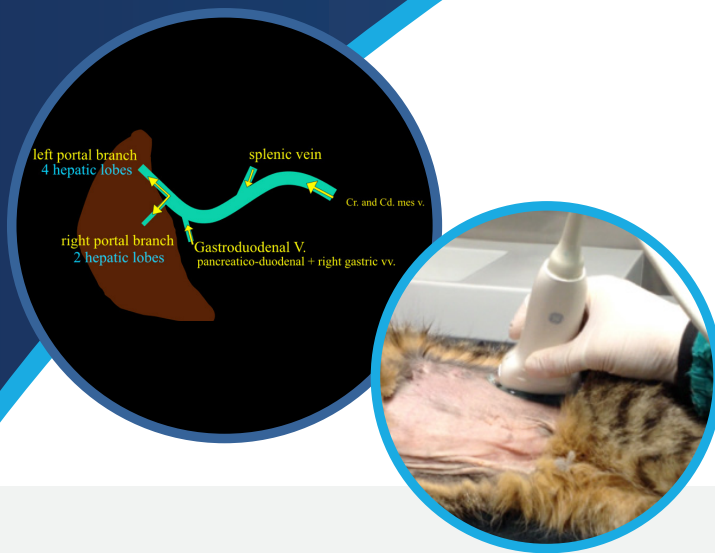
Instructors

Andrea Armenise
DVM

Annalisa Liotta
DVM, MSc, PhD,
DECVDI

Simona Morini
DVM

Many advanced abdominal ultrasound courses are offered but participants often complain about the very short time allocated to practice with the ultrasound probe.

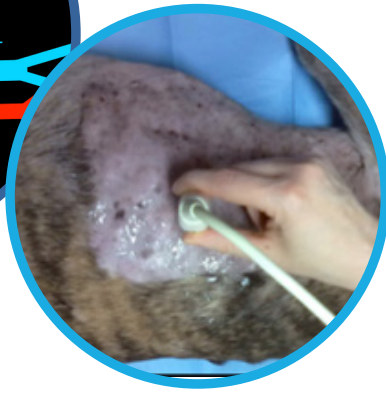

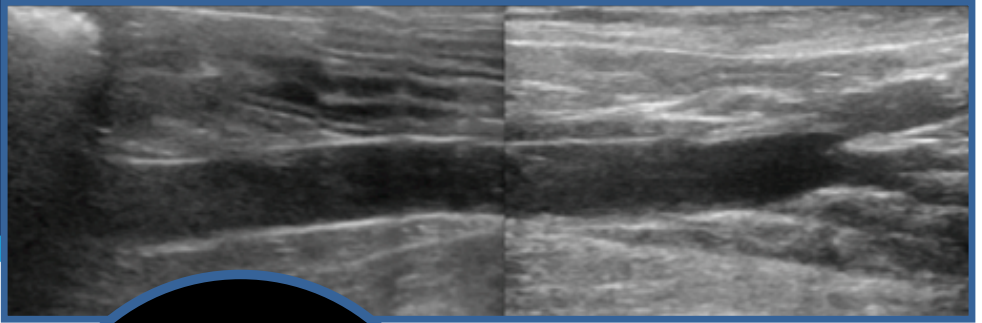


Aim of this specific course is to fill this gap: the programme gives priority to practical sessions and participants will be able to practice on living animals under the guidance of several renowned international specialists in diagnostic imaging.

At the end of this course participants will be able to:

- 1** Identify abdominal organs and have a clear understanding of the abdominal ultrasound anatomy
- 2** Acquire the correct ultrasound technique
- 3** Recognize and follow each main abdominal vessel

If your goal is to improve your ultrasound technique or if you are experienced but are still struggling with adrenal glands, pancreas and main vessels, this is the ideal course for you! It will be a life-changing experience that will have a substantial impact on your daily clinical practice.



The course will mostly focus on practical sessions and on the discussion of clinical cases.

This is what makes this course unique!

PROGRAMME

Day 1

Monday, December 16, 2019

08:30	Registration	13:30	Lunch
9:00	Guide Lines For a Complete Abdominal Ultrasound	14:30	Group 2 Practical training with dogs
10:00	Group 1 Practical training with dogs Group 2 Computer cases discussion	15:30	Group 1 Practical training with dogs Group 2 Computer cases discussion
11:00	Coffee break	16:30	Coffee break
11:30	Group 2 Practical training with dogs Group 1 Computer cases discussion	17:00	Group 2 Practical training with dogs Group 1 Computer cases discussion
12:30	Group 1 Practical training with dogs Group 2 Computer cases discussion	18:00	End of the day

Day 2

Tuesday, December 17, 2019

9:00	Abdominal Vascular Anatomy	13:30	Lunch
10:00	Group 1 Practical training with dogs	14:30	Group 2 Practical training with dogs
	Group 2 Computer cases discussion		Group 1 Computer cases discussion
11:00	Coffee break	15:30	Group 1 Practical training with dogs
11:30	Group 2 Practical training with dogs		Group 2 Computer cases discussion
	Group 1 Computer cases discussion	16:30	Coffee break
12:30	Group 1 Practical training with dogs	17:00	Group 2 Practical training with dogs
	Group 2 Computer cases discussion		Group 1 Computer cases discussion
		18:00	End of the day

Day 3

Wednesday, December 18, 2019

9:00	Ultrasound Guided Interventional Procedures: the Guide Lines	13:30	Lunch
10:00	Group 1-2 Practical training with phantoms	14:30	A-FAST, T-FAST: the Critical Care Patient Evaluation
11:00	Coffee break	15:30	Group 2 Practical training with dogs Group 1 Computer cases discussion
11:30	Group 2 Practical training with dogs or phantoms Group 1 Computer cases discussion	16:30	Coffee break
12:30	Group 1 Practical training with dogs or phantoms Group 2 Computer cases discussion	17:00	Group 1 Practical training with dogs Group 2 Computer cases discussion
		18:00	End of the course

For further information please contact

ms Paola Gambarotti

(SCIVAC Secretariat - Courses and Congresses)

E-mail: info@scivac.it

Phone: +39 0372 403508